



INSTALLING YOUR NU6-1128 EOL BALLAST

4 USEFUL TIPS

1. Verify the suggested voltage of operation on the label to ensure that you are using the correct voltage; otherwise, damaged product will not be reimbursed. Use 600VAC wires for lamp socket connection
2. Use PL TWIN, QUAD or TRIPLE 4 pins lamps or 2D, T5, T8 or T12 fluorescent tubes per maximum wattage recommended. Make sure that sockets for lamps are of the same type (same power).
3. Power up ballast only after all hook-ups such as lamps and power have been made. This measure is necessary to reduce the risk of shock and/or damage to the ballast.
4. For ballast with End-of-Lamp-Life Protection, do not short red wires or yellow wires together as permanent damage to ballast would occur.



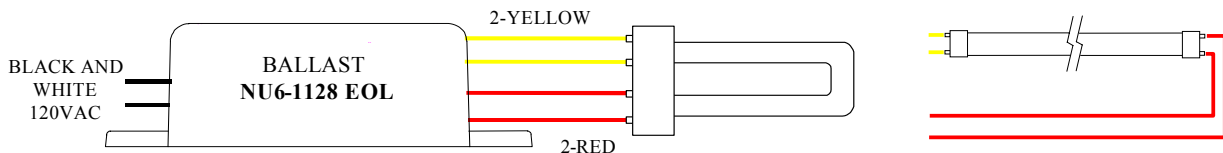
NU6-1128-PSX/E, 120V

RECOMMENDED LAMPS: MUST USE LAMPS THAT ARE RATED FOR INSTANT START BALLASTS

120V (model NU6-1128-___/E)

Twin (4 pins)	Quad (4 pins)	Triple (4 pins)	2D	T5	T8	T12
1 x 5W	1 x 10W	1 x 13W	1 x 10W	1 x F4	1 x F13	1 x F14
1 x 7W	1 x 13W	1 x 18W	1 x 16W	1 x F6	1 x F14	1 x F15
1 x 9W	1 x 18W	1 x 26W	1 x 21W	1 x F8	1 x F15	1 x F20
1 x 11W	1 x 26W		1 x 28W	1 x F13	1 x F16	
1 x 13W				1 x F14	1 x F17	
1 x 18W				1 x F21	1 x F18	
1 x 24W				1 x F28	1 x F25	

INSTALLATION METHODS




Note: For ballast with End-of-Lamp-Life Protection, do not short red wires or blue wires together as permanent damage to ballast would occur.
Use wires rated for 600VAC or higher for connection from ballast to lamp sockets.
Do not use EOL lamps on ballasts with EOL protection, damage may occur.


TROUBLESHOOTING

Problem: Lights won't come on.

- Make certain that power correctly is connected.
 - Make sure that lamp connections are in good working order.
 - Use only recommended lamp holders
- Make sure all wires are securely connected according to recommendations.
 - Do not use EOL lamps on ballasts with EOL protection. Lamps may damage these ballasts at end of lamp life.



Recommended lamp holder: Design of Leviton brand provides excellent contact that won't come loose for many years of service



Avoid this lamp holder: 3 finger design contacts must be avoided. Contact does not stay tight